

Quasi-elastic Scattering in $^{28}\text{Si}+^{144}\text{Sm}$

Kavita Rani^{1,*}, B.R.Behera¹, A.Jhingan², G.Kaur², N.Saneesh², R.Mahajan¹, H.Arora¹, M.Kumar², D.Arora², Shruti¹, D.Kaur¹, Kavita³, Subodh¹, C.Sharma¹, Amit¹, A.Rani⁴, K.Chakraborty⁴, K. S.Golda², H. Singh³, and P. Sugathan²

¹Department of Physics, Panjab University, Chandigarh-160014, INDIA

²Inter University Accelerator Centre, Aruna Asaf Ali Marg, New Delhi - 110067, INDIA

³Department of Physics, Kurukshetra University, Kurukshetra-136119, INDIA and

⁴Department of Physics and Astrophysics, University of Delhi - 110007, INDIA

Introduction

Sub-barrier fusion studies have regained its importance in the last few years. The enhancement in fusion reactions at sub-barrier energies is a result of the channel coupling which can not be accounted by the single potential model. The single potential barrier (V_b) splits into a distribution of barriers as a result of the coupling of the relative motion between the colliding nuclei to their intrinsic motions as well as direct reaction channels[1?–5]. Extraction of barrier distribution from fusion and quasi-elastic (QE) excitation functions is considered as a relevant approach to apprehend the various quantum mechanical aspects of heavy-ion fusion reactions. Understanding the coupling schemes through BD in any reaction is vital as it has a greater influence on the formation probability of compound nuclei. BD helps us to obtain a deeper insight about the nuclear structural and dynamical properties. The BD can be experimentally studied by the measurement of fusion excitation function using relation $D_{fus} = d^2(E\sigma_{fus})/dE$ [1] and the QE excitation function using $D_{qel} = -d(d\sigma_{qel}/d\sigma_R)/dE$ where σ_{fus} and σ_{qel} are the fusion and QE cross-section[3].

In the present work, we have performed an experiment for the QE-measurements for the system $^{28}\text{Si}+^{144}\text{Sm}$. It can be noticed that the near-spherical ^{144}Sm target will behave as an inert and thus, the effect of the coupling of different degrees of freedom on BD should be




FIG. 1: Arrangement of HYTAR inside GPSC-Chamber

pronounced for the projectile nuclei, only.

Experimental Set-Up

This experiment has been performed at IUAC, New Delhi using HYTAR [4] detecting system and ^{28}Si beam from pelletron accelerator in General Purpose Scattering Chamber(GPSC). The sandwiched isotopically enriched thin targets of samarium($\sim 105 \mu\text{g}/\text{cm}^2$) were prepared using resistive heating technique at the target lab of IUAC. Beam energy has been varied in steps of 5 MeV ranging from barrier value to 25% below barrier and in steps of 4 MeV from barrier value to 12% above barrier. Four telescope detectors, two of them in plane and other two out of plane, each at an angle of 173° have been arranged in a symmetrical cone geometry. Nine telescopes, six at angles from $+60^\circ$ to $+160^\circ$ with

*Electronic address: kavita.arora298@gmail.com

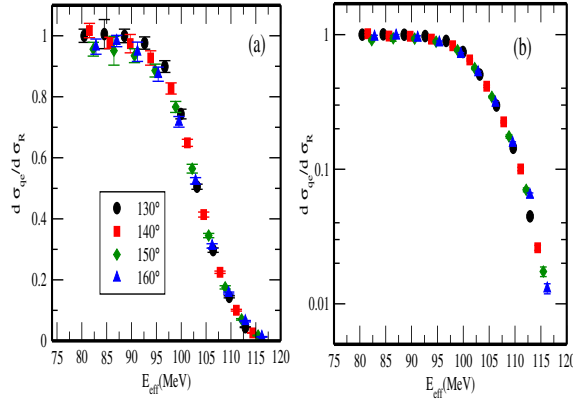


FIG. 2: (a)(b) Experimental Quasi-elastic excitation function at different angles.

angular separation of 20° and other three telescopes at angles -30° , -42° and -54° , are placed on the rotatable arms. Two monitor detectors of thickness $300 \mu\text{m}$ have been placed at $\pm 10^\circ$ for normalization purpose and to monitor the beam. The angular distribution measurement of QE events has also been measured to study the nuclear potential.

Experimental Analysis

The quasi-elastic excitation function is defined as the sum of elastic, inelastic, transfer excitation function etc. The QE -events have been identified by $E-\Delta E$, 2D spectra. Since the detector cannot be placed at $\theta = 180^\circ$ and each scattering angle corresponds to a certain angular momentum, hence a centrifugal correction has been given in the centre of mass energy (E_{cm}) to obtain the BD for $l=0$. Fig.2(a),(b) shows the excitation function as a function of E_{eff} . By combining the data from all detectors, the QE -excitation function with energy step of less than 1 MeV is obtained. From the measured QE excitation function, it can be observed that the experimental average barrier ($\sim 103.4\text{MeV}$) is almost same as that of its Bass barrier ($\sim 104\text{MeV}$). Here the average barrier is considered as the energy where the experimental QE excitation function is reduced to a value of 0.5. From experimentally measured QE -excitation func-

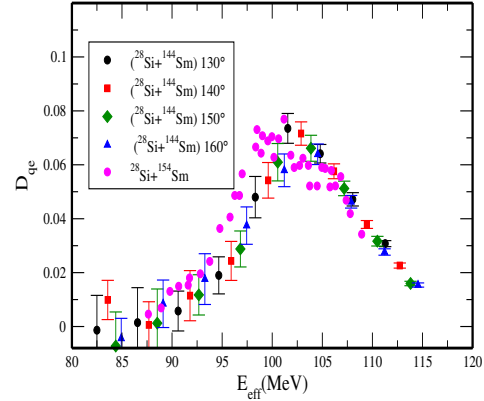


FIG. 3: (a) Preliminary Anglewise Barrier Distribution extracted from measured QE Excitation function compared with Barrier distribution of $^{28}\text{Si}+^{154}\text{Sm}$ (Pink Dots).

tion, the preliminary experimental BD has been derived and compared with the BD of the system $^{28}\text{Si}+^{154}\text{Sm}$ [4] shown in Fig.3(a) and 3(b). Further, analysis of the data is underway and the details will be presented during the conference.

Acknowledgement

The authors are grateful to Director, IUAC for providing facilities for carrying out all the mentioned work and are thankful to the pelletron crew for smooth operation of beam during the experiment. One of the author, Kavita Rani acknowledges Department of Science and Technology (DST)-India for providing the financial assistance for her research work under the INSPIRE fellowship scheme.

References

- [1] N. Rowley et al., Phys. Lett. B 254, 25 (1991).
- [2] H. Timmers et al., Nucl. Phys. A 584, 190 (1995).
- [3] A. Jhingan et al., Nuclear Inst. and Methods in Physics Research, A 903 (2018)326334.
- [4] G. Kaur et al., Phys. Rev. C 94, 034613 (2016).
- [5] K. Hagino et al., Comp. Phys. Comm. 123, 143 (1999).